MACHINE ROOM-LESS FREIGHT AND SERVICE ELEVATOR

KONE TranSys™

MOVING FREIGHT AND HEAVY LOADS JUST GOT EASIER

To move freight and heavy loads, you need an elevator that is designed specifically for that purpose:

- Fast and durable hoisting to cope with rough treatment
- A smooth ride to handle fragile loads
- Accurate leveling for easy loading and unloading
- Full-width doors that maximize the use of space in the car
- A selection of signalization and interior designs to make it easy to match the elevator with your building's interior

The powerful and high-performance KONE TranSys™ freight and service elevator solution is ideal for a multitude of demanding vertical transportation tasks in a variety of buildings: supermarkets, shopping malls, airports, warehouses, hospitals, hotels, industrial plants, and offices.

The KONE TranSys is fully customizable and combines speed and power with premium-quality design.

MORE HOISTING POWER, LOWER ENERGY CONSUMPTION

THE POWER TO LIFT UP TO 5,000 KG

The KONE TranSys™ is based on the machine room-less KONE MonoSpace® platform. It incorporates the highly reliable and eco-efficient KONE EcoDisc® hoisting machine for exceptional power and performance.

The highly energy-efficient performance of KONE solutions is demonstrated by their ISO 25745 classification*. The ISO 25745 standard classifies elevators from A to G, where A represents the most energy efficient and G the least energy efficient.

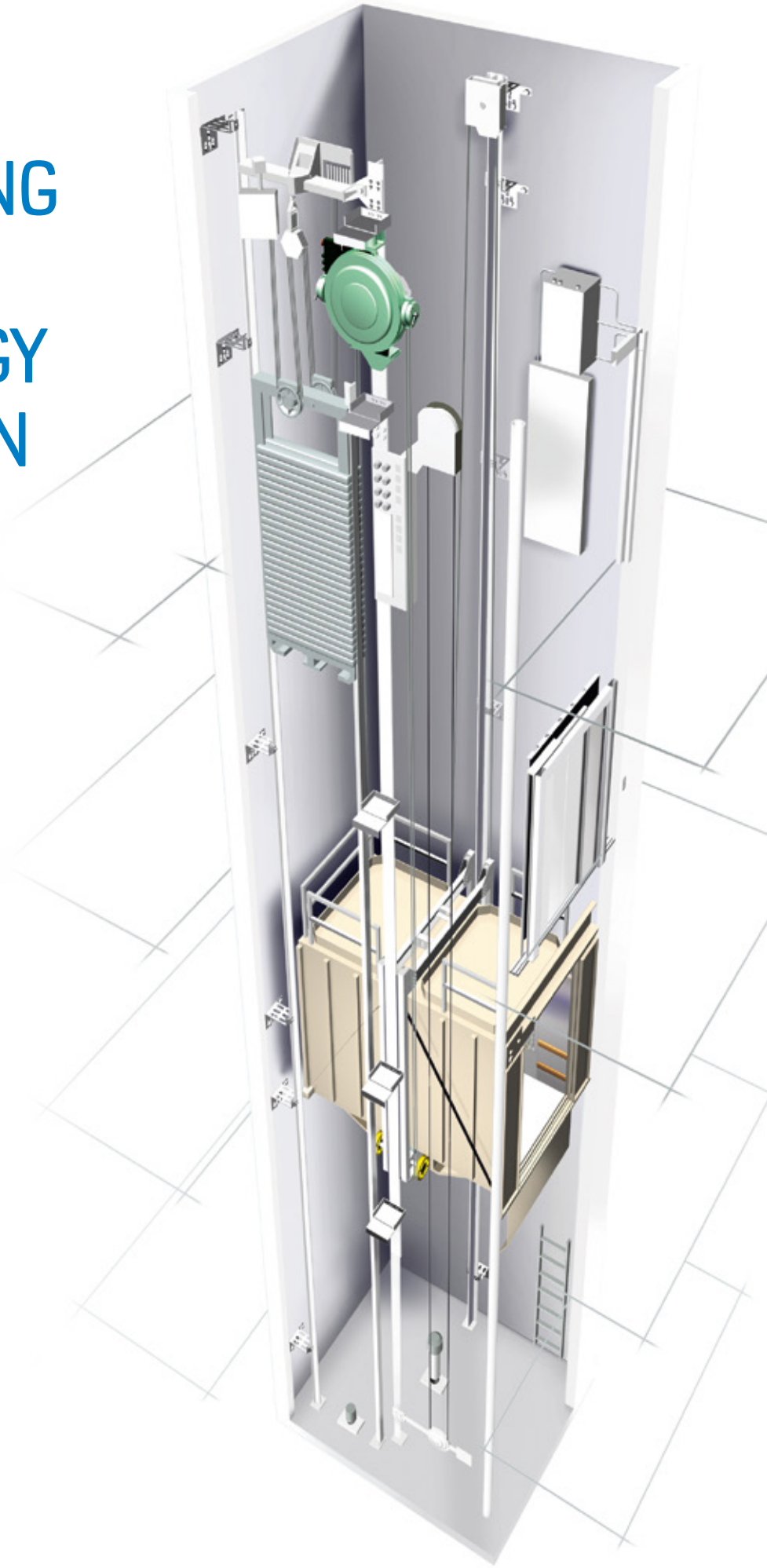

* The ISO 25745 classification relates to each individual elevator and can change based on the specific elevator in question.

OUTSTANDING POWER AND PERFORMANCE

EXCEPTIONALLY SPACE-EFFICIENT

The machine room-less design brings a variety of benefits, including:

- Easier positioning of the elevator in the building
- Reduced building construction time and costs
- Safer and more efficient installation
- Up to 30m³ extra building space that can be freed up for more profitable uses
- Wide-opening doors to allow easy loading and unloading of large or bulky items

RELIABLE PERFORMANCE

The KONE TranSys™ provides reliable operation, outstanding traffic performance, and a smooth ride at speeds of up to 1.6 meters per second. The excellent ride quality helps to protect fragile loads and is the result of the motor's low rotational speeds.

What's more, the low-friction, gearless construction of the KONE EcoDisc® hoisting machine reduces component wear, which results in increased reliability and less downtime for maintenance.

EASY LOADING AND UNLOADING

The KONE TranSys features highly accurate (± 5 mm) leveling to make loading and unloading easier. It also has a higher sill load than competing solutions to enable easy loading and unloading of heavy loads without unbalancing the elevator, even when the load is distributed over a small area.

A TRUE POWER LIFTER

The KONE TranSys is based on our machine room-less KONE MonoSpace® platform. It incorporates the highly reliable and eco-efficient KONE EcoDisc hoisting machine for exceptional lifting power and performance. The KONE TranSys is available in a wide range of car sizes and has a maximum load capacity of 5,000 kg, meaning it can meet almost any freight transportation requirement in a wide range of building types.

KEY SPECIFICATIONS	
Load capacity	1000 – 5000 kg / 13 – 66 persons
Speed	0.5 – 1.6 m/s
Max. travel	40 m up to 4000 kg, 23 m up to 5000 kg
No. of floors	12, also applicable for TTC
Persons	13 – 66
Group size	Max. 4/group
Hoisting machine	Gearless KONE EcoDisc®
Doors	Automatic center-opening
Car door height	Up to 2400 mm
Code compliance	EU Directive 2014/33/EU, EN81-20/50 Optional EN81-1:1998, EN81-72:2015, EN81-73:2016, EN81-21:2017, EN81-70, EN81-71 GOST 53780, GOST 52382, GOST 33984, GOST 33653, GOST 33652

DURABLE DESIGN



KONE TranSys™ cars are built for the job. The car is finished in stainless or powder-coated steel, protected by buffer rails, and equipped with fluorescent lighting. A second car operating panel is optional and combined with a minimum floor-to-floor distance to suit the through-car application.

With a wide selection of wall, floor, and landing-door materials, the elevator design can be seamlessly integrated with the building's interior design.

As an option, we also offer EN81-71 Category 1 compliant vandal-resistant elevators. More rugged EN81-71 Category 2 compliant elevators are available on request.

The KONE TranSys can also be used as a fire-fighting elevator in accordance with the EN81-72:2015 standard.

We can supply all the necessary optional equipment including rescue ladders inside the car or on the car ceiling and IP-protection of doors, car control panels, and so on.

EXTRA-WIDE DOORS

The KONE TranSys is equipped with full-width center-opening doors, which retract the full width of the car for for easy transportation of passengers and goods. Further door-area protection includes a curtain of light or passanger detector on the top beam of the door. The strong double-skin door panels are finished in powder-coated stainless steel or zinc-coated steel.

We also offer glass door panels in a wide range of widths.

A MULTI-PURPOSE ELEVATOR

KONE VEHICLE™ ELEVATOR

The KONE TranSys is also suitable for vehicle transportation from underground or rooftop car parks where space is at a premium.

KEY FEATURES

- Machine room-less technology allows for extra rooftop space
- Faster ride compared to hydraulic elevators
- Energy saving due to gearless hoisting technology
- Patented lightweight floor reduces weight by approx. 2,000 kg in a typical (3,000 x 6,000 mm) elevator car compared to a conventional floor
- Full-car-width doors
- Easy elevator call with a separate landing call station on a raised pedestal
- Passenger detector opens the elevator doors as the vehicle approaches and keeps them open as it enters or exits

USING THE KONE TRANSYS FOR PASSENGER TRANSPORTATION

This fast, powerful elevator can also be used to transport people in shopping centers and airports, where large elevator cars and fast transportation speeds ensure uninterrupted people flow throughout the building.

We offer a wide range of signalization and interior-design options for passenger-configured elevators.

KONE TRANSYS™ SIGNALIZATION

Choose from a wide range of durable and user-friendly elevator signalization

KSS 140



KSI 143

KSH 140

KSL 140

KSC 143

Vandal-resistant signalization
(EN81-71 Cat. 1 compliant)

CAR OPERATING PANEL

Faceplate finishing:
Scottish Quad (K) stainless steel or Asturias
Satin (F) stainless steel

Display:
Scrolling dot matrix

KSS 280

KSL 284

KSH 280

KSI 286

KSL 286
Simplex

KSL 280

reddot design award
winner 2012

KSC 276
Full height

CAR OPERATING PANEL

Faceplate finishing:
Black polycarbonate and deep-formed brushed stainless steel, vertical hairline

Display:
Segmented LCD

KSS 670

KSC 673

KSI 673



KSA 673

KSH 670

KSI 573

KSA 573

KSH 570

KSL 670

KSL 570

CAR OPERATING PANEL

Faceplate finishing:
Asturias Satin (F) stainless steel

Display:
KSC 673: Scrolling dot matrix

KSC D61/62/63

KSC D63

KSI D41

KSI D42

KSI D43

KSI D42

KSL D20

KSL D40

CAR OPERATING PANEL

Faceplate finishing:
Brushed stainless steel

Display:
KSC D63 scrolling dot matrix

VISUAL OPTIONS

CEILINGS

LF1*/LF1V**
Lighting: T5 fluorescent tubes
Finishings: Asturias Satin (F)
Pure white (RAL9010)

CL80
Lighting: Eco LED spot lights, round
Finishings: Asturias Satin (F)
Cloud White (P50)

CL88
Lighting: LED spots
Finishings: Asturias Satin (F)
Cloud White (P50)

CL94/ CL94V**
Lighting: T5 fluorescent tubes
Finishings: Asturias Satin (F)
Cloud White (P50)

CL95
Lighting: T5 fluorescent tubes
Frame: Asturias Satin (F)
Center panel: Cloud White (P50)

* LF1 is the only ceiling available for cars over 2,500 kg
* * Asturias Satin is the only finishing materal for CL94V/LF1V

WALL MATERIALS

Painted steel

P51
Misty Gray

P52
Sunny Yellow

P53
Dawn Red

P54
Sky Blue

Steel

Z
Zinc coated, local paint
or decoration

Brushed stainless steel

A
Acid-proof

F/F1
Asturias Satin

Textured stainless steel

K
Scottish Quad



TS1
Flemish Linen

SS4
Aqua Weave

Coated steel

R30
Nordic Gray

FLOOR MATERIALS

Rubber

RC6
Dallas Black

RC21
Denver Gray

RC24
Dusk Blue

Plywood



FFP
Film Faced Plywood

Metal plate

AL
Aluminum

SS
Stainless steel

ST
Chequered steel

Z
Raw surface for local finishing

Vinyl

VF25
Flakey Gray

KES 600 / KES 800 DOOR FINISHES

Brushed stainless steel



A
Acid Proof



F/F1
Asturias Satin

Textured stainless steel



K
Scottish Quad



TS1
Flemish Linen



SS4
Aqua Weave

Coated steel



R30
Nordic Gray

Painted steel

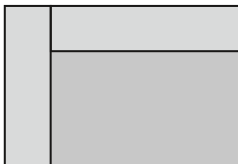

P51
Misty Gray

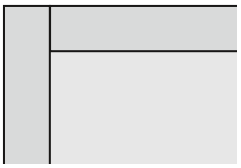

P56
Tele Gray

Glass

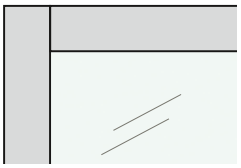

TW1
Glass

HANDRAILS

HR64
Round, bent ends EN 81-71
Cat. 1 compliant
Finishings: Brushed stainless steel (F)
Murano mirror (H)

HR94
Round, bent ends EN 81-71
Cat. 2 compliant
Finishings: Brushed stainless steel (F)

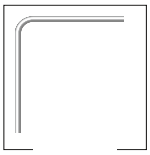

HR64 and HR94
Tube with corner module

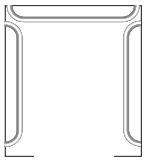

HR64 and HR94 (EN81-70)
Tube with rounded ends

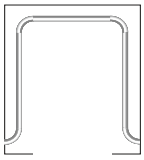

HR64 and HR94 (EN81-70)
Tube with corner module
and rounded ends

BUFFER RAILS

BR1
Flemish Linen (TS1)
textured stainless steel

PR5
Wood Oak/Beech

PR6
Brushed stainless steel

MIRROR

Mirrors are available as
partial height, full width
with clear glass and
without fixings

PLANNING DATA

EN81-20 code compliant

CAR WITH FRONT WALL

SIDE-OPENING SINGLE ENTRANCE (SEC)

						NARROW FRAME					FRAME		
RATED SPEED M/S	PASSENGERS	RATED LOAD KG	BB MM	DD MM	LL MM	LR MM	FW1 MM	FW MM	WW MM	WD MM	LR MM	FW1 MM	FW MM
0.5	17	1275	1200	2300	1100	1250	230	550	2030	2715	1400	155	475
1.0	17	1275	1200	2300	1100	1250	230	550	2030	2715	1400	155	475
0.5	21	1600	1400	2400	1300	1450	230	650	2330	2815	1600	155	575
1.0	21	1600	1400	2400	1300	1450	230	650	2330	2815	1600	155	575
0.5	26	2000	1500	2700	1300	1450	290	650	2390	3115	1600	215	575
1.0	26	2000	1500	2700	1300	1450	290	650	2390	3115	1600	215	575
0.5	33	2500	1800	2700	1300	1450	445	695	2590	3115	1600	370	620
0.5	33	2500	1800	2700	1400	1550	400	705	2655	3115	1700	325	630
1.0	33	2500	1800	2700	1300	1450	665	855	2970	3115	1600	590	780
1.0	33	2500	1800	2700	1400	1550	615	805	2970	3115	1700	540	730
1.6	33	2500	1800	2700	1300	1450	665	855	2970	3115	1600	590	780
1.6	33	2500	1800	2700	1400	1550	615	805	2970	3115	1700	540	730

FOUR-PANEL CENTER-OPENING SINGLE ENTRANCE (SEC)

						NARROW FRAME					FRAME			
RATED SPEED M/S	PASSENGERS	RATED LOAD KG	BB MM	DD MM	LL MM	LR MM	FW1 MM	FW MM	WW MM	WD MM	LR MM	FW1 MM	FW MM	
0,5	21	1600	1400	2400	1300	1450	355	485	2290	2855	1600	277	410	
1.0	21	1600	1400	2400	1300	1450	355	485	2290	2855	1600	277	410	
0,5	26	2000	1500	2700	1300	1450	355	545	2350	3155	1600	277	470	
1.0	26	2000	1500	2700	1300	1450	355	545	2350	3155	1600	277	470	
0,5	33	2500	1800	2650	1700	1850	430	495	2775	3105	2000	355	420	
1.0	33	2500	1800	2650	1700	1850	430	495	2775	3105	2000	355	420	MX14
1.0	33	2500	1800	2650	1700	1850	465	655	2970	3105	2000	390	580	MX20
1,6	33	2500	1800	2650	1700	1850	465	655	2970	3105	2000	390	580	
0,5	40	3000	2000	2700	1800	1950	515	705	3170	3155	2100	440	630	
1.0	40	3000	2000	2700	1800	1950	515	705	3170	3155	2100	440	630	
1,6	40	3000	2000	2700	1800	1950	515	705	3170	3155	2100	440	630	
0,5	46	3500	2100	3000	1800	1950	565	705	3220	3455	2100	490	630	
1.0	46	3500	2100	3000	1800	1950	565	705	3220	3455	2100	490	630	
0,5	53	4000	2100	3400	1800	1950	565	705	3220	3855	2100	490	630	
1.0	53	4000	2100	3400	1800	1950	565	705	3220	3855	2100	490	630	
0,5	60	4500	2500	3100	2200	2350	565	705	3620	3555	2500	490	630	
1.0	60	4500	2500	3100	2200	2350	565	705	3620	3555	2500	490	630	
0,5	66	5000	2500	3500	2200	2350	565	705	3620	3955	2500	490	630	
1.0	66	5000	2500	3500	2200	2350	565	705	3620	3955	2500	490	630	

FOUR-PANEL CENTER-OPENING SINGLE ENTRANCE (SEC) VEHICLE

						NARROW FRAME					FRAME		
RATED SPEED M/S	PASSENGERS	RATED LOAD KG	BB MM	DD MM	LL MM	LR MM	FW1 MM	FW MM	WW MM	WD MM	LR MM	FW1 MM	FW MM
0,5	40	3000	2500	5500	2200	2350	565	705	3620	5955	2500	490	630
1.0	40	3000	2500	5500	2200	2350	565	705	3620	5955	2500	490	630
0,5	53	4000	3000	6000	2700	2850	675	705	4230	6455	3000	600	630
1.0	53	4000	3000	6000	2700	2850	675	705	4230	6455	3000	600	630

SIX-PANEL CENTER-OPENING SINGLE ENTRANCE (SEC) VEHICLE

						NARROW FRAME					FRAME		
RATED SPEED M/S	PASSENGERS	RATED LOAD KG	BB MM	DD MM	LL MM	LR MM	FW1 MM	FW MM	WW MM	WD MM	LR MM	FW1 MM	FW MM
0.5	40	3000	2500	5500	2200	2350	565	705	3620	6055	2500	490	630
1.0	40	3000	2500	5500	2200	2350	565	705	3620	6055	2500	490	630
0.5	53	4000	3000	6000	2700	2850	565	705	4120	6555	3000	490	630
1.0	53	4000	3000	6000	2700	2850	565	705	4120	6555	3000	490	630

CAR WITH FRONT WALL

SIDE-OPENING THROUGH TYPE (TTC)

						NARROW FRAME					FRAME			
RATED SPEED M/S	PASSENGERS	RATED LOAD KG	BB MM	DD MM	LL MM	LR MM	FW1 MM	FW MM	WW MM	WD MM	LR MM	FW1 MM	FW MM	
0.5	17	1275	1200	2250	1100	1250	230	550	2030	2870	1400	155	475	
1.0	17	1275	1200	2250	1100	1250	230	550	2030	2870	1400	155	475	
0.5	21	1600	1400	2300	1300	1450	230	650	2330	2920	1600	155	575	
1.0	21	1600	1400	2300	1300	1450	230	650	2330	2920	1600	155	575	
0.5	26	2000	1500	2600	1300	1450	290	650	2390	3115	1600	215	575	
1.0	26	2000	1500	2600	1300	1450	290	650	2390	3115	1600	215	575	
0.5	33	2500	1800	2600	1300	1450	445	695	2590	3220	1600	370	620	
0.5	33	2500	1800	2600	1400	1550	370	705	2655	3115	1700	325	630	
1.0	33	2500	1800	2600	1300	1450	445	695	2590	3220	1600	370	620	MX14
1.0	33	2500	1800	2600	1400	1550	370	705	2655	3115	1700	325	630	MX20
1.0	33	2500	1800	2600	1300	1450	665	855	2970	3220	1600	590	780	MX14
1.0	33	2500	1800	2600	1400	1550	615	805	2970	3220	1700	540	730	MX20
1.6	33	2500	1800	2600	1300	1450	665	855	2970	3220	1600	590	780	
1.6	33	2500	1800	2600	1400	1550	615	805	2970	3220	1700	540	730	

FOUR-PANEL CENTER-OPENING THROUGH TYPE (TTC)

						NARROW FRAME					FRAME		
RATED SPEED M/S	PASSENGERS	RATED LOAD KG	BB MM	DD MM	LL MM	LR MM	FW1 MM	FW MM	WW MM	WD MM	LR MM	FW1 MM	FW MM
0.5	21	1600	1400	2300	1300	1450	355	485	2290	2855	1600	280	410
1.0	21	1600	1400	2300	1300	1450	355	485	2290	2855	1600	280	410
0.5	26	2000	1500	2600	1300	1450	355	545	2350	3155	1600	280	470
1.0	26	2000	1500	2600	1300	1450	355	545	2350	3155	1600	280	470
0.5	33	2500	1800	2550	1700	1850	430	495	2775	3250	2000	355	420
1.0	33	2500	1800	2550	1700	1850	465	655	2970	3250	2000	390	580
1.6	33	2500	1800	2550	1700	1850	465	655	2970	3250	2000	390	580
0.5	40	3000	2000	2700	1800	1950	515	705	3170	3400	2100	440	630
1.0	40	3000	2000	2700	1800	1950	515	705	3170	3400	2100	440	630
1.6	40	3000	2000	2700	1800	1950	515	705	3170	3400	2100	440	630
0.5	46	3500	2100	2950	1800	1950	565	705	3220	3650	2100	490	630
1.0	46	3500	2100	2950	1800	1950	565	705	3220	3650	2100	490	630
0.5	53	4000	2100	3300	1800	1950	565	705	3220	4000	2100	490	630
1.0	53	4000	2100	3300	1800	1950	565	705	3220	4000	2100	490	630
0.5	60	4500	2450	3100	2100	2250	590	730	3570	3800	2400	515	655
1.0	60	4500	2450	3100	2100	2250	590	730	3570	3800	2400	515	655
0.5	66	5000	2400	3500	2100	2250	565	705	3520	4200	2400	490	630
1.0	66	5000	2400	3500	2100	2250	565	705	3520	4200	2400	490	630

FOUR-PANEL CENTER-OPENING THROUGH TYPE (TTC)

						NARROW FRAME					FRAME		
RATED SPEED M/S	PASSENGERS	RATED LOAD KG	BB MM	DD MM	LL MM	LR MM	FW1 MM	FW MM	WW MM	WD MM	LR MM	FW1 MM	FW MM
0.5	40	3000	2500	5500	2200	2350	565	705	3620	6200	2500	490	630
1.0	40	3000	2500	5500	2200	2350	565	705	3620	6200	2500	490	630
0.5	53	4000	3000	6000	2700	2850	675	705	4320	6700	3000	600	630
1.0	53	4000	3000	6000	2700	2850	675	705	4230	6700	3000	600	630

SIX-PANEL CENTER-OPENING THROUGH TYPE (TTC) VEHICLE

						NARROW FRAME					FRAME		
RATED SPEED M/S	PASSENGERS	RATED LOAD KG	BB MM	DD MM	LL MM	LR MM	FW1 MM	FW MM	WW MM	WD MM	LR MM	FW1 MM	FW MM
0.5	40	3000	2500	5500	2200	2350	565	705	3620	6400	2500	490	630
1.0	40	3000	2500	5500	2200	2350	565	705	3620	6400	2500	490	630
0.5	53	4000	3000	6000	2700	2850	565	705	4120	6900	3000	490	630
1.0	53	4000	3000	6000	2700	2850	565	705	4120	6900	3000	490	630

CAR WITHOUT FRONT WALL

SIDE-OPENING SINGLE ENTRANCE (SEC)

						NARROW FRAME					FRAME		
RATED SPEED M/S	PASSENGERS	RATED LOAD KG	BB MM	DD MM	LL MM	LR MM	FW1 MM	FW MM	WW MM	WD MM	LR MM	FW1 MM	FW MM
0.5	13	1000	1300	1750	1300	1450	180	650	2280	2245	1600	105	575
1.0	13	1000	1300	1750	1300	1450	180	650	2280	2220	1600	105	575
0.5	21	1600	1400	2400	1400	1550	220	700	2470	2780	1700	145	625
1.0	21	1600	1400	2400	1400	1550	220	700	2470	2780	1700	145	625
0.5	24	1800	1400	2550	1400	1550	220	700	2470	2930	1700	145	625
1.0	24	1800	1400	2550	1400	1550	220	700	2470	2930	1700	145	625

FOUR-PANEL CENTER-OPENING SINGLE ENTRANCE (SEC)

						NARROW FRAME					FRAME			
RATED SPEED M/S	PASSENGERS	RATED LOAD KG	BB MM	DD MM	LL MM	LR MM	FW1 MM	FW MM	WW MM	WD MM	LR MM	FW1 MM	FW MM	
0.5	13	1000	1300	1750	1300	1450	330	435	2215	2245	1600	255	360	
1.0	13	1000	1300	1750	1300	1450	330	435	2215	2220	1600	255	360	
0.5	21	1600	1400	2400	1400	1550	355	435	2340	2780	1700	280	360	
1.0	21	1600	1400	2400	1400	1550	355	435	2340	2780	1700	280	360	
0.5	24	1800	1400	2550	1400	1550	355	435	2340	2780	1700	280	370	
1.0	24	1800	1400	2550	1400	1550	355	435	2340	2780	1700	280	370	
0.5	26	2000	1500	2700	1500	1650	380	445	2475	3080	1800	305	370	
1.0	26	2000	1500	2700	1500	1650	380	445	2475	3080	1800	305	370	
0.5	33	2500	1800	2700	1800	1950	450	450	2850	3080	2100	375	375	
1.0	33	2500	1800	2700	1800	1950	450	450	2850	3080	2100	375	375	MX14
1.0	33	2500	1800	2700	1800	1950	450	605	3005	3080	2100	375	530	MX20
1.6	33	2500	1800	2700	1800	1950	450	605	3005	3080	2100	375	530	
0.5	40	3000	2000	2750	2000	2150	500	605	3255	3130	2300	425	530	
1.0	40	3000	2000	2750	2000	2150	500	605	3255	3130	2300	425	530	
1.6	40	3000	2000	2750	2000	2150	500	605	3255	3130	2300	425	530	
0.5	46	3500	2100	3000	2100	2250	525	555	3330	3380	2400	450	480	
1.0	46	3500	2100	3000	2100	2250	525	555	3330	3380	2400	450	480	
0.5	53	4000	2100	3400	2100	2250	525	555	3330	3780	2400	450	480	
1.0	53	4000	2100	3400	2100	2250	525	555	3330	3780	2400	450	480	

SIX-PANEL CENTER-OPENING SINGLE ENTRANCE (SEC)

						NARROW FRAME					FRAME		
RATED SPEED M/S	PASSENGERS	RATED LOAD KG	BB MM	DD MM	LL MM	LR MM	FW1 MM	FW MM	WW MM	WD MM	LR MM	FW1 MM	FW MM
0.5	60	4500	2500	3100	2500	2650	495	555	3700	3580	2800	420	480
1.0	60	4500	2500	3100	2500	2650	495	555	3700	3580	2800	420	480
0.5	66	5000	2500	3500	2500	2650	495	555	3700	3980	2800	420	480
1.0	66	5000	2500	3500	2500	2650	495	555	3700	3980	2800	420	480

SIX-PANEL CENTER-OPENING SINGLE ENTRANCE (SEC) VEHICLE

						NARROW FRAME					FRAME		
RATED SPEED M/S	PASSENGERS	RATED LOAD KG	BB MM	DD MM	LL MM	LR MM	FW1 MM	FW MM	WW MM	WD MM	LR MM	FW1 MM	FW MM
0.5	40	3000	2500	5575	2500	2650	495	555	3700	6055	2800	420	480
1.0	40	3000	2500	5575	2500	2650	495	555	3700	6055	2800	420	480
0.5	53	4000	3000	6075	3000	3150	580	555	4285	6555	3300	505	480
1.0	53	4000	3000	6075	3000	3150	580	555	4285	6555	3300	505	480

CAR WITHOUT FRONT WALL

SIDE-OPENING THROUGH TYPE (TTC)

						NARROW FRAME					FRAME		
RATED SPEED M/S	PASSENGERS	RATED LOAD KG	BB MM	DD MM	LL MM	LR MM	FW1 MM	FW MM	WW MM	WD MM	LR MM	FW1 MM	FW MM
0.5	13	1000	1100	2100	1100	1250	180	550	1980	2650	1400	105	475
1.0	13	1000	1100	2100	1100	1250	180	550	1980	2650	1400	105	475
0.5	21	1600	1400	2400	1400	1550	220	700	2470	2950	1700	145	625
1.0	21	1600	1400	2400	1400	1550	220	700	2470	2950	1700	145	625
0.5	24	1800	1400	2550	1400	1550	220	700	2470	3100	1700	145	625
1.0	24	1800	1400	2550	1400	1550	220	700	2470	3100	1700	145	625

FOUR-PANEL CENTER-OPENING THROUGH TYPE (TTC)

						NARROW FRAME					FRAME			
RATED SPEED M/S	PASSENGERS	RATED LOAD KG	BB MM	DD MM	LL MM	LR MM	FW1 MM	FW MM	WW MM	WD MM	LR MM	FW1 MM	FW MM	
0.5	21	1600	1400	2400	1400	1550	355	435	2340	2950	1700	280	360	
1.0	21	1600	1400	2400	1400	1550	355	435	2340	2950	1700	280	360	
0.5	24	1800	1400	2550	1400	1550	355	435	2340	2950	1700	280	370	
1.0	24	1800	1400	2550	1400	1550	355	435	2340	2950	1700	280	370	
0.5	26	2000	1500	2700	1500	1650	380	445	2475	3250	1800	305	370	
1.0	26	2000	1500	2700	1500	1650	380	445	2475	3250	1800	305	370	
0.5	33	2500	1800	2700	1800	1950	450	450	2850	3250	2100	375	375	
1.0	33	2500	1800	2700	1800	1950	450	450	2850	3250	2100	375	375	MX14
1.0	33	2500	1800	2700	1800	1950	450	605	3005	3250	2100	375	530	MX20
1.6	33	2500	1800	2700	1800	1950	450	605	3005	3250	2100	375	530	
0.5	40	3000	2000	2750	2000	2150	500	605	3255	3300	2300	425	530	
1.0	40	3000	2000	2750	2000	2150	500	605	3255	3300	2300	425	530	
1.6	40	3000	2000	2750	2000	2150	500	605	3255	3300	2300	425	530	
0.5	46	3500	2100	3000	2100	2250	525	555	3330	3550	2400	450	480	
1.0	46	3500	2100	3000	2100	2250	525	555	3330	3550	2400	450	480	
0.5	53	4000	2100	3400	2100	2250	525	555	3330	3950	2400	450	480	
1.0	53	4000	2100	3400	2100	2250	525	555	3330	3950	2400	450	480	

SIX-PANEL CENTER-OPENING THROUGH TYPE (TTC)

						NARROW FRAME					FRAME		
RATED SPEED M/S	PASSENGERS	RATED LOAD KG	BB MM	DD MM	LL MM	LR MM	FW1 MM	FW MM	WW MM	WD MM	LR MM	FW1 MM	FW MM
0.5	60	4500	2400	3300	2400	2550	480	555	3585	4050	2700	405	480
1.0	60	4500	2400	3300	2400	2550	480	555	3585	4050	2700	405	480
0.5	66	5000	2400	3650	2400	2550	480	555	3585	4400	2700	405	480
1.0	66	5000	2400	3650	2400	2550	480	555	3585	4400	2700	405	480

SIX-PANEL CENTER-OPENING THROUGH TYPE (TTC) VEHICLE

						NARROW FRAME					FRAME		
RATED SPEED M/S	PASSENGERS	RATED LOAD KG	BB MM	DD MM	LL MM	LR MM	FW1 MM	FW MM	WW MM	WD MM	LR MM	FW1 MM	FW MM
0.5	53	4000	3000	6150	3000	3150	580	555	4285	6900	3300	505	480
1.0	53	4000	3000	6150	3000	3150	580	555	4285	6900	3300	505	480

Car with front wall, door LL ≠ BB*

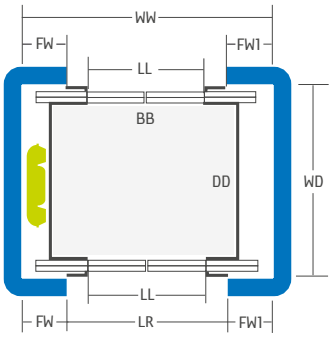

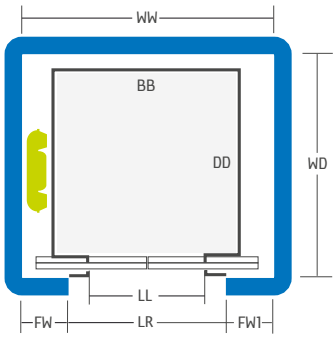

Car without front wall, door LL = BB*

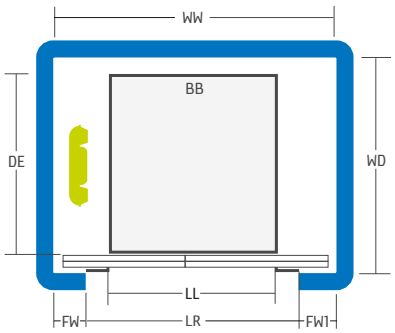

* FW is machine side, FW1 is car single side

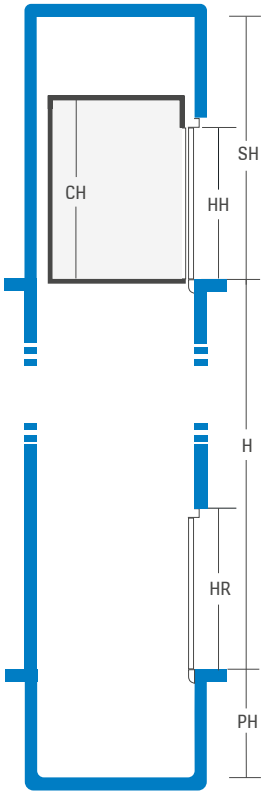

VERTICAL SHAFT ARRANGEMENT FOR SINGLE AND DUAL-ENTRANCE CARS					
Speed m/s	Person / load kg	Min. headroom height (SH) mm standard	Min. headroom height (SH) mm optional	Min. pit height (PH) mm	Min. pit height (PH) mm optional
0.5 – 1.0	1000 – 1600	CH + 1700	CH + 1400 *	1250 / 1750	975 *
0.5 – 1.0	1800 – 2000	CH + 1700	CH + 1550 *	1250 / 1750	1050 *
0.5 – 1.0	2500	CH + 1700 (4100 if CH ≤ 2400)	CH + 1710	1600 / 2150	1300
0.5 – 1.0	3000	CH + 1700 (4100 if CH ≤ 2400)	3925 (3850 if CH = 2100)	1600 / 2150	1400
0.5 – 1.0	3500	CH + 1700 (4100 if CH ≤ 2400)	3925 (3900 if CH = 2100)	1750 / 2150	1550
0.5 – 1.0	4000	CH + 1700 (4100 if CH ≤ 2400)	3925 (3900 if CH = 2100)	1750 / 2150	1600
0.5 – 1.0	4500	CH + 1900 (4200 if CH ≤ 2300)	–	2100 / 2500	–
0.5 – 1.0	5000	CH + 1900 (4200 if CH ≤ 2300)	–	2100 / 2500	–
1.6	2500	4200	–	2150 / –	–
1.6	3000	4200	–	2150 / –	–

* with EN81-21

SH values apply to ceiling LF1/LF1V; SH values can be higher for other ceiling types. PH min. given with and without CWT safety gear. Please contact your local KONE representative for more information.

CONTROL SYSTEM FEATURES	
System features	Availability
KONE Remote Monitoring with GSM connection	○
EN81-71, Vandal-resistant lifts, category 1	○
EN81-73:2016, Behaviour of lifts in the event of fire	○
EN81-72:2015, Fire service elevator	○
KONE E-Link™	○
Automatic evacuation to nearest landing (EBD A)	○
Eco-efficiency features	
Regenerative drive	○*
Fluorescent car lighting	●
Car light standby (OCL A)	●
Ventilation standby (OCV A)	○
Signalization dimming	●
Drive standby	○*
Corridor illuminating control (CIC)	○
Accessibility features	
EN81-70, Elevators for passengers with disabilities	○
Curtain of light (COL)	○
Passange detector in door top beam	○
Lift announcer (ACU)	○
Door open with extended door time (DOE B)	○
Accurate leveling doors open (ACL/B)	●
Hospital emergency feature (HEL)	○
Security features	
Locking of car calls (LOC)	○
Priority call in car (PRC)	○

* Please consult your KONE sales professional

Optional ○
Standard ●

FOR YOUR NOTES

KONE provides innovative and eco-efficient solutions for elevators, escalators, automatic building doors and the systems that integrate them with today's intelligent buildings.

We support our customers every step of the way: from design, manufacturing and installation to maintenance and modernization. KONE is a global leader in managing the smooth flow of people and goods throughout buildings.

This makes us a reliable partner throughout the life cycle of buildings. We are fast, flexible, and we have a well-deserved reputation as a technology leader, with such innovations as KONE MonoSpace®, KONE NanoSpace™ and KONE UltraRope®.

KONE employs over 55,000 dedicated experts to serve you globally and locally.

KONE CORPORATION

Head office
Kartanontie 1
P.O. Box 8
FI-00331 Helsinki
Finland
Tel. +358 (0)204 751

Corporate offices
Keilasatama 3
P.O. Box 7
FI-02151 Espoo
Finland
Tel. +358 (0)204 751

www.kone.com

This publication is for general informational purposes only and we reserve the right at any time to alter the product design and specifications. No statement this publication contains shall be construed as a warranty or condition, express or implied, as to any product, its fitness for any particular purpose, merchantability, quality or representation of the terms of any purchase agreement. Minor differences between printed and actual colors may exist. KONE MonoSpace®, KONE EcoDisc®, KONE Care® and People Flow® are registered trademarks of KONE Corporation. Copyright © 2018 KONE Corporation.

8716